

Mepaco®

RELIABLE BY DESIGN



DUMPERS

Mepaco's Dumper equipment series is designed for versatility and longevity.

RELIABLE BY DESIGN

Reliability is the cornerstone that transcends our products and services. Great strides are taken to exceed expectations in production, quality, workmanship, longevity, safety, sanitary design and overall value. Reliability must be realized by all who come in contact with our products and services.



DP3000
Lift & Dump with optional
Pallet Retention and guides
for handling octagon
shaped combs

SAFE AND SANITARY DESIGNS

Mepaco sets the standard for safe and sanitary dumpers.

Mepaco dumpers are all stainless and designed to comply with the strictest of sanitary design standards. Throughout our family of dumpers, we pay close attention to designing dumpers that are easily cleanable, reliable and safe.



CD1000
Column Dumper



DP3000
Pivot Dumper
with Pneumatic
Hold-Down option
and upgraded
electropolished
finishes, showing
elevated load
height

Mepaco[®]

RELIABLE BY DESIGN

RANGE OF VERSATILITY

Mepaco offers dumpers from 48" to 175" dump heights. We also manufacture accessories including lifts, vats, tubs, buggies, troughs and barrels for your material handling needs.

MEPACO'S LINE OF DUMPERS



CD1000 COLUMN DUMPER

- Left or right-handed
- Heavy-duty T304 Stainless Steel construction
- Access doors mounted on hinges with safety interlock
- Motor starter in a NEMA 4 enclosure
- Push button operator controls with e-stop
- 1 1/2 HP brake-motor (1.12 kW)
- Lock-out/tagout equipped
- Nickel plated flange bearings
- Working capacity: 600 lbs. (272 Kg)
- Column height: 120" (305 cm)
- Discharge height: 60-96" (152-244 cm)
- 3/4" (19 mm) thick base plate
- Pickle passivated finish
- USDA approved

Mepaco®

RELIABLE BY DESIGN


Customization of loading heights, capacity and cycle times is available to fit the needs of specific applications.

HIGH CAPACITY COMBO DUMPERS

DP3000 PIVOT DUMPER



HD3000 HIGH DUMPER



LD3000 LIFT DUMPER



- Heavy-duty T304 Stainless Steel construction
- Nyloil bearings
- Manual adjustable combo/container hold-down bar
- Dual hydraulic painted stainless steel cylinders designed with counter-balance valves
- Flow divider
- Pickle passivated finish
- Side-load configurations available in DP and HD models only
- USDA approved



Hydraulic power pack is available on DP3000, HD3000 and LD3000 models.

Equipment Options for Combo Dumper Units

- Flashing beacon light
- Pallet retention system (PRS)
- Combo/liner hold down
- Stainless cylinders
- Push-button controls
- Hydraulic power-pack (painted stainless or stainless steel) cover and stand
- Safety side-shields
- Juice/product catcher
- Electropolished surfaces
- Alternative chute designs
- Portability packages
- Side-load configurations (DP & HD models only)
- Custom safety cages
- Custom carriages for non-standard containers and barrels

LARGE CAPACITY DUMPERS

Specifications and Dimensions

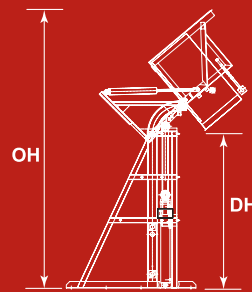
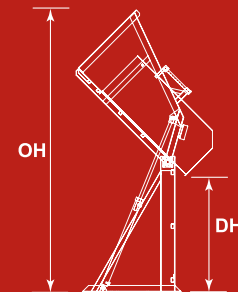
The models below reflect information for assemble to order equipment. Specifications for customized dumpers will be defined by the application.

All dumpers listed below have a working capacity of 3,000 lbs. (1,361 Kg) and the angle of dump is 45 degrees.



MODEL	FOOTPRINT	DISCHARGE HEIGHT (DH)	OVERALL HEIGHT (OH)	WEIGHT	REACH	CYCLE TIME (SEC) 7.5 GPM	CYCLE TIME (SEC) 12 GPM
DP3000-48	78" w x 66" d 198 cm x 168 cm	48" 122 cm	141" 358 cm	1913 lbs 868 kgs	9" 23 cm	55	35
DP3000-60	78" w x 66" d 198 cm x 168 cm	60" 152 cm	162" 411 cm	2032 lbs 922 kgs	9" 23 cm	64	40
DP3000-72	78" w x 66" d 198 cm x 168 cm	72" 183 cm	183" 465 cm	2165 lbs 982 kgs	9" 23 cm	74	46
DP3000-84	78" w x 66" d 198 cm x 168 cm	84" 213 cm	203" 516 cm	2287 lbs 1037 kgs	9" 23 cm	83	58
HD3000-84	78" w x 78" d 198 cm x 198 cm	84" 213 cm	172" 437 cm	2784 lbs 1263 kgs	15" 38 cm	64	40
HD3000-96	78" w x 78" d 198 cm x 198 cm	96" 244 cm	184" 467 cm	2894 lbs 1313 kgs	15" 38 cm	74	46
HD3000-108	78" w x 78" d 198 cm x 198 cm	108" 274 cm	196" 498 cm	3019 lbs 1369 kgs	15" 38 cm	83	52
HD3000-121	78" w x 78" d 198 cm x 198 cm	121" 307 cm	208" 528 cm	3115 lbs 1413 kgs	15" 38 cm	92	58
LD3000-121	78" w x 78" d 198 cm x 198 cm	121" 307 cm	193" 490 cm	3430 lbs 1556 kgs	17" 43 cm	86	54
LD3000-139	78" w x 78" d 198 cm x 198 cm	139" 353 cm	212" 538 cm	3597 lbs 1632 kgs	17" 43 cm	95	59
LD3000-157	78" w x 78" d 198 cm x 198 cm	157" 399 cm	230" 584 cm	3765 lbs 1708 kgs	17" 43 cm	104	65
LD3000-175	78" w x 78" d 198 cm x 198 cm	175" 446 cm	249" 632 cm	3933 lbs 1784 kgs	17" 43 cm	112	70

DRAWING



Mepaco®

RELIABLE BY DESIGN

PART OF THE APACHE STAINLESS EQUIPMENT CORP. FAMILY

200 W. Industrial Drive, P.O. Box 538
Beaver Dam, WI 53916-0538 USA

Phone: 920-356-9900

Web: mepaco.net



OSHA
PIP (Process Industry Standards)
ASME



SPECIALISTS IN: GRINDING & BLENDING | PUMPING & STUFFING | THERMAL PROCESSING | MATERIAL HANDLING | SYSTEM INTEGRATION